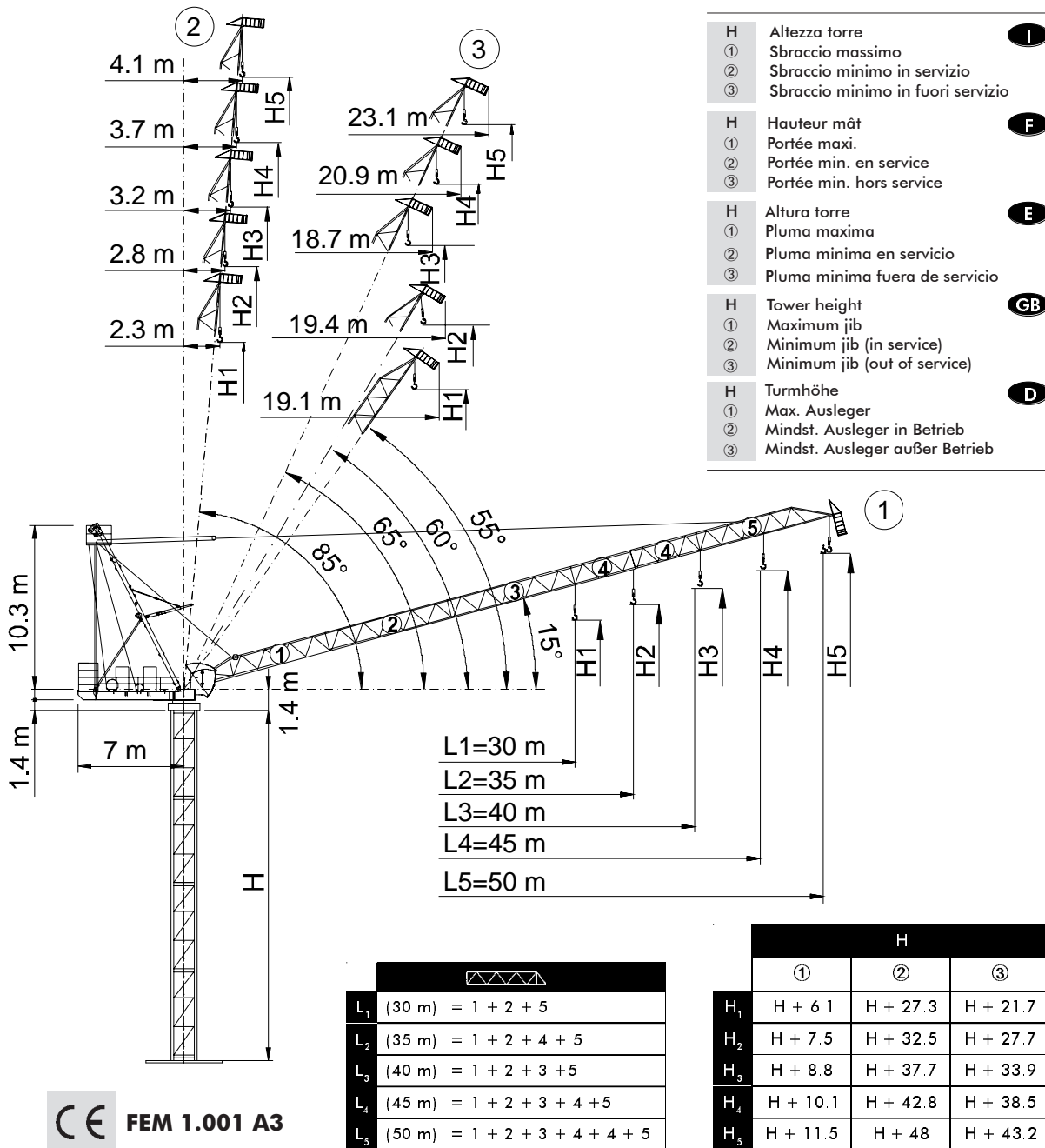


• **Gru a torre a braccio impennabile**  
**Luffing Jib Tower Crane** • **Grue à tour à flèche relevable**  
 • **Turmdrehkran mit Steilstellung-Ausleger**  
 • **Grúa torre de pluma abatible**



CE FEM 1.001 A3

THE ULTIMATE CRANE™

Dati illustrativi non impegnativi  
 Con riserva di modifica senza preavviso

Specifications and data not binding  
 Subject to modification without notice

Données techniques seulement indicatives  
 Modifications réservées sans préavis

Angaben und Beschreibung unverbindlich  
 Änderungen vorbehalten ohne weitere Mitteilung

Dibujos y datos sin compromiso  
 Modificaciones reservadas sin preaviso

UTE.DOC. REV.000

CTL 140-8 TS

**Diagramma di portata** (I)      **Courbes de charges** (F)      **Curvas de cargas** (E)  
**Load Diagram** (GB)      **Lastkurven** (D)

| CTL 140-8 |     |      |      |      |      |      |      |      |      |
|-----------|-----|------|------|------|------|------|------|------|------|
|           |     | 15   | 20   | 25   | 30   | 35   | 40   | 45   | 50   |
|           | 4 t | 4.00 | 4.00 | 4.00 | 4.00 | 3.60 | 2.85 | 2.27 | 1.80 |
|           | 4 t | 4.00 | 4.00 | 4.00 | 4.00 | 3.78 | 3.00 | 2.40 | *    |
|           | 6 t | 6.00 | 6.00 | 6.00 | 4.92 | 3.88 | 3.10 | 2.50 |      |
|           | 8 t | 8.00 | 8.00 | 6.25 | 4.81 | 3.78 | 3.00 | 2.40 |      |
|           | 4 t | 4.00 | 4.00 | 4.00 | 4.00 | 3.97 | 3.20 | *    |      |
|           | 6 t | 6.00 | 6.00 | 6.00 | 5.11 | 4.07 | 3.30 |      |      |
|           | 8 t | 8.00 | 8.00 | 6.45 | 5.01 | 3.97 | 3.20 |      |      |
|           | 4 t | 4.00 | 4.00 | 4.00 | 4.00 | 4.00 |      |      |      |
|           | 6 t | 6.00 | 6.00 | 6.00 | 5.33 | 4.30 |      |      |      |
|           | 8 t | 8.00 | 8.00 | 6.68 | 5.23 | 4.20 |      |      |      |
|           | 4 t | 4.00 | 4.00 | 4.00 | 4.00 |      |      |      |      |
|           | 6 t | 6.00 | 6.00 | 6.00 | 5.50 |      |      |      |      |
|           | 8 t | 8.00 | 8.00 | 6.84 | 5.40 |      |      |      |      |

\* = + 200 kg [ - 45 m - 40 m] (i)

**Altre installazioni** (I)      **Autres implantations** (F)      **Otras implantaciones** (E)  
**Other configurations** (GB)      **Aufstellmöglichkeiten** (D)

(i)

Gru climbing  
Bottom climbing crane  
Télescage sur dalles  
Kletterkran im Gebäude  
Grúa trepadora

(I) (GB) (F) (D) (E)

min. 2.3 m (TS16)  
min. 2.6 m (TS21)

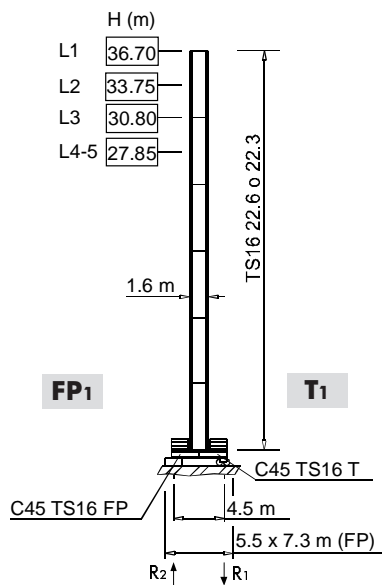
(i)

Gru ancorata  
Crane tied to the structure  
Grue ancrée  
Geankerter Kran  
Grúa anclada

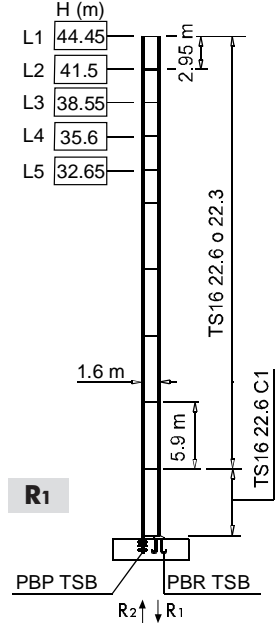
(I) (GB) (F) (D) (E)

|                      | TS 16c R1        |                  |                | TS 21c R2        |                  |                |
|----------------------|------------------|------------------|----------------|------------------|------------------|----------------|
|                      | [m]              |                  |                |                  |                  |                |
|                      | L <sub>1-2</sub> | L <sub>3-4</sub> | L <sub>5</sub> | L <sub>1-2</sub> | L <sub>3-4</sub> | L <sub>5</sub> |
| A <sub>min/max</sub> | 24/30            | 24/27            | 24/25          | 24/36            | 24/33            | 24/30          |
| B <sub>min/max</sub> | 17.7/23.6        | 17.7/23.6        | 17.7/23.6      | 17.7/23.6        | 17.7/23.6        | 17.7/23.6      |
| C <sub>max</sub>     | 30               | 27               | 25             | 36               | 33               | 30             |
| H <sub>max</sub>     | (i)              |                  |                |                  |                  |                |

**TS16**

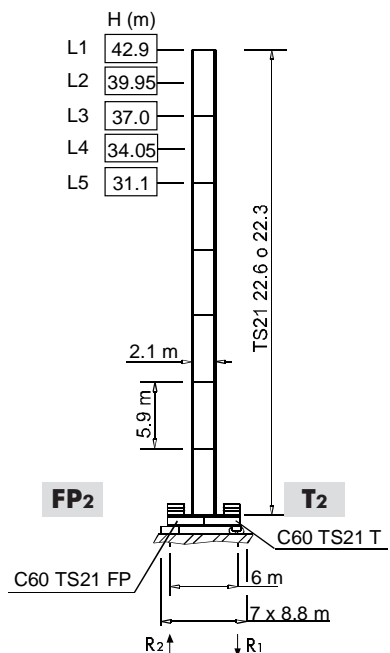


|    |            |         |
|----|------------|---------|
| R1 | 890 kN     | 1100 kN |
| R2 | -          | -       |
|    | 40 t (FP1) |         |

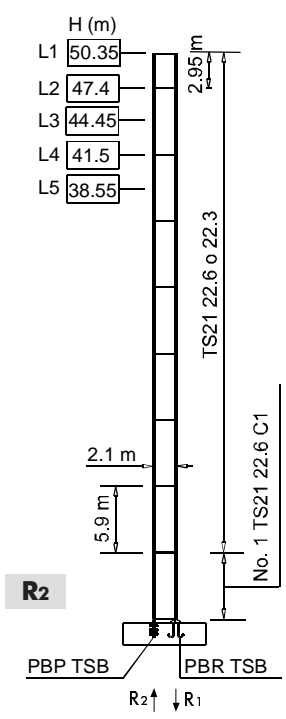


|    |         |         |
|----|---------|---------|
| R1 | 1600 kN | 2200 kN |
| R2 | 1200 kN | 1950 kN |
|    | 40 t    |         |

**TS21**



|    |            |         |
|----|------------|---------|
| R1 | 750 kN     | 1000 kN |
| R2 | -          | -       |
|    | 46 t (FP2) |         |



|    |         |         |
|----|---------|---------|
| R1 | 1350 kN | 2150 kN |
| R2 | 950 kN  | 1850 kN |
|    | 45 t    |         |

**H** Altezza massima s. g. **I** Max. under hook height **GB** Hauteur maxi. sous crochet **F** Höchste Hackenhöhe **D** Maxima altura bajo gancho **E**  
**●** In servizio In service En service In Betrieb En servicio  
**◆** Fuori servizio Out of service Hors service Außer Betrieb Fuera de servicio  
**🏠** A vuoto, senza zavorra, braccio max., altezza max. Without load, without ballast, max. jib and max. height A vide, sans lest, avec flèche et hauteur maximum Ohne Last und Ballast, mit Maximalausleger und Maximalhöhe Sin carga, sin lastre, con pluma y altura máxima

**Meccanismi**  
**Mechanisms**






**Mécanismes**  
**Antriebe**













**Mecanismos**











|   |   |   |
|---|---|---|
|  |  |  |
| 79 * kVA  | 400 V - 50 Hz / 460 V - 60 Hz   | 2000/14/CE  |

\* Gru senza traslazione / Crane without travelling equipment / Grue sans translation / Krane ohne Schienenfahren / Grúa sin traslación

|  |  | m/min   | ↑        | kW   |  |                            |
|--|--|---|----------|------|---|----------------------------|
|  | <b>37 AFC 40 R00</b><br><b>37 AFC 40 R01</b> |    | 0 ⇒ 3    | 4    | 37  | 580 m (R00)<br>850 m (R01) |
|  |  |   | 0 ⇒ 11   | 4    |   |                            |
|  |  |   | 0 ⇒ 44   | 4    |   |                            |
|  |  |   | 0 ⇒ 80   | 2.1  |   |                            |
|  |  |   | 0 ⇒ 116  | 1.3  |   |                            |
|  |  |    | 0 ⇒ 2    | 6    |   |                            |
|  |  |   | 0 ⇒ 7.3  | 6    |   |                            |
|  |  |   | 0 ⇒ 29.3 | 6    |   |                            |
|  |  |   | 0 ⇒ 53.3 | 3.15 |   |                            |
|  |  |   | 0 ⇒ 77.3 | 1.95 |   |                            |
|  |  |  | 0 ⇒ 1.5  | 8    |   |                            |
|  |  |   | 0 ⇒ 5.5  | 8    |   |                            |
|  |  |   | 0 ⇒ 22   | 8    |   |                            |
|  |  |   | 0 ⇒ 40   | 4.2  |   |                            |
|  |  |   | 0 ⇒ 58   | 2.6  |   |                            |

|   |   |                 |            |
|---|---|-----------------|------------|
|  | <b>LFC 30 R00</b>   | 2 min           | 30 kW      |
|  | <b>SCC 2 2 100S</b>   | 0 ⇒ 0.75 r.p.m. | 2 × 6.5 kW |
|  | <b>TAD 2RG 4M3</b>  | 0 ⇒ 24 m/min    | 4 × 3 kW   |
|  |  |                 |            |

|  |                                |          |                          |           |                                    |          |  |          |                                   |          |
|--|--------------------------------|----------|--------------------------|-----------|------------------------------------|----------|--|----------|-----------------------------------|----------|
|  | Sollevamento                   | <b>I</b> | Hoisting                 | <b>GB</b> | Levage                             | <b>F</b> | Heben                                    | <b>D</b> | Elevación                         | <b>E</b> |
|  | Brandeggio                     |          | Luffing                  |           | Relevage                           |          | Ausleger-Einziehen                       |          | Elevación de pluma                |          |
|  | Rotazione                      |          | Slewing                  |           | Orientation                        |          | Schwenken                                |          | Orientación                       |          |
|  | Traslazione                    |          | Travelling               |           | Translation                        |          | Schienenfahren                           |          | Traslación                        |          |
|  | Direttiva sul livello acustico |          | Directive on noise level |           | Directive sur le niveau acoustique |          | Richtlinie für den Schall-Leistungspegel |          | Directiva sobre el nivel acustico |          |
|  | Consultateci                   |          | Consult us               |           | Nous consulter                     |          | Auf Anfrage                              |          | Consultarnos                      |          |
|  | Potenza totale richiesta       |          | Power requirements       |           | Puissance totale nécessaire        |          | Geforderte Stromstärke                   |          | Potencia necesaria                |          |
|  | Alimentazione                  |          | Power supply             |           | Alimentation                       |          | Stromversorgung                          |          | Alimentación                      |          |

## Gru Comedil s.r.l.

A Terex Company

Via S. Egidio 42/A, 33074 Fontanafredda (PN) - Italy  
Tel. (+39) 0434 567 311 - Telefax (+39) 0434 998631

Internet e-mail: [info@comedil.com](mailto:info@comedil.com)

Internet home page: [www.comedil.com](http://www.comedil.com)

## Divisione Automontanti

Via Alessandrina, 25 - 20095 Cusano Milanino (MI) - Italy  
Tel. (+39) 02 613 16011 - Telefax (+39) 02 613 16034

Internet e-mail: [info.CBR@comedil.com](mailto:info.CBR@comedil.com)